







DISTRIBUTED BY




Regional Anesthesia Needles

spinal anesthesia needles


sizes	reference	order code	gauge	colour	length mm	length inch
	SPQ18	SPQ1875	18G		75mm	3"
		SPQ1890			90mm	3½"
	SPQ19	SPQ1990	19G		90mm	3½"
	SPQ20	SPQ2075	20G		75mm	3"
		SPQ2090			90mm	3½"
	SPQ21	SPQ2190	21G		90mm	3½"
	SPQ22	SPQ2240	22G		40mm	1½"
		SPQ2275			75mm	3"
		SPQ2290			90mm	3½"
		SPQ22120			120mm	4¾"
	SPQ23	SPQ2390	23G		90mm	3½"
	SPQ24	SPQ2490	24G		90mm	3½"
	SPQ25	SPQ2575	25G		75mm	3"
		SPQ2590			90mm	3½"
		SPQ25103			103mm	4"
		SPQ25120			120mm	4¾"
	SPQ26	SPQ2690	26G		90mm	3½"
		SPQ26120			120mm	4¾"
	SPQ27	SPQ2790	27G		90mm	3½"
		SPQ27103			103mm	4"
SPQ27120		120mm			4¾"	
SPQ29	SPQK2990	29G		90mm	3½"	
*Guide needle is optional for sizes 25G, 26G, 27G, 29G						

sizes	reference	order code	gauge	colour	length mm	length inch
	SPP22	SPP2290	22G		90mm	3½"
	SPP25	SPP2590	25G		90mm	3½"
		SPP25103			103mm	4"
	SPP26	SPP2690	26G		90mm	3½"
		SPP26103			103mm	4"
	SPP27	SPP2790	27G		90mm	3½"
		SPP27103			103mm	4"
		SPP27127			127mm	4¾"
	SPPK29	SPPK2990	29G		90mm	3½"
	*Guide needle is optional for sizes 25G, 26G, 27G, 29G					



quincke tip

Quincke bevel is formed using state of the art technology. Smooth needle point ensures easy insertion into tissues. Perfect matching of stylet and needle bevel prevent coring. Angular tip prevents tissue damage. Crystal clear needle hub enables monitoring fluid flow and helps to keep CSF loss at a minimum level. Thin wall needle lets faster fluid flow.



pencil point

Perfect conic elliptical bevel enables easy access to desired location, without cutting or harming tissues.

